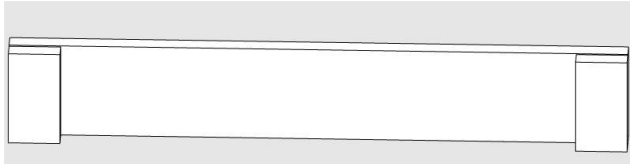


# BUILD YOUR OWN VICTORY GARDEN

~The garden may not be permanent, but  
the memories made are.~



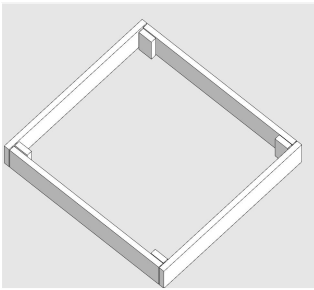
1.



## Materials

- 2x8 boards (Number depends on size of garden)
- 2.5" wood screws (min of 24)
- (4) 6" wide scrap wood pieces
- Cordless screw gun

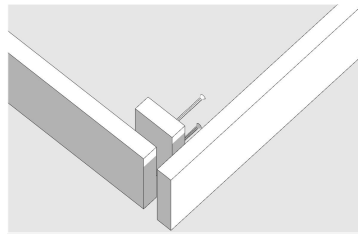
2.




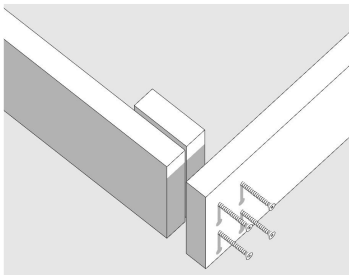
## How To

1. Determine size of your garden. You may be able to cut your boards down for a smaller garden.
2. Arrange the 4 small wood squares on the flat ends of two boards, predrill two holes, and attach the board with two screws.
3. Lift the boards into place, lining the edges of all boards up and put 4 screws in.
4. Decorate the outside if you wish. Use flat stone or bricks along the outside to create a decorative outside, or have the family color and draw on it.

3.



4.



UNCLE SAM SAYS~

# GARDEN

TO KEEP SOCIAL  
DISTANCING

